

Hints & Tips for a successful LIFE project and effective After LIFE

LIFE CYCLAMEN FINAL CONFERENCE



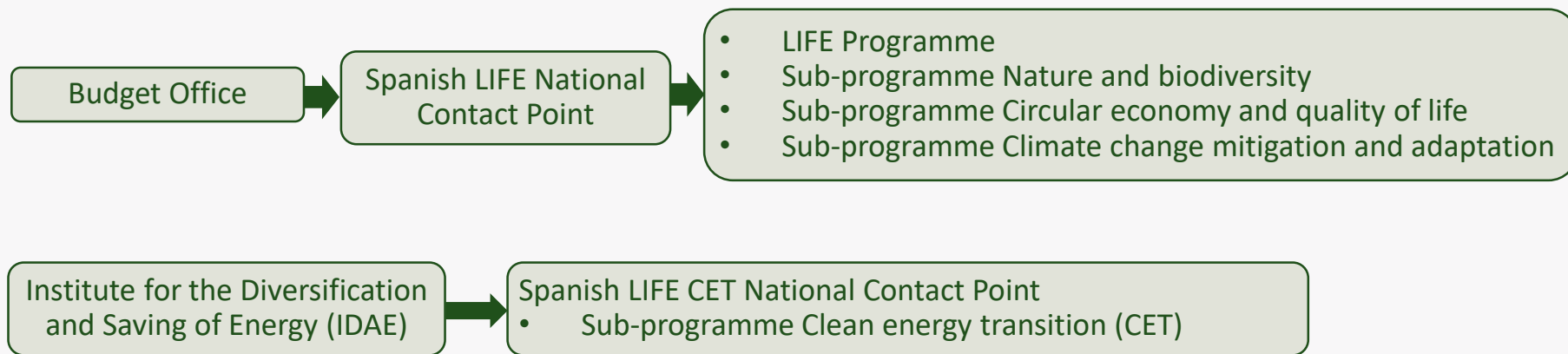
3th November 2021

Ignacio Rubio Romero
Spanish National Contact Point
Ministry for Ecological Transition and Demographic Challenge

Spanish LIFE National Contact Point



- **Administration in charge:** Ministry for Ecological Transition and Demographic Challenge



Human resources

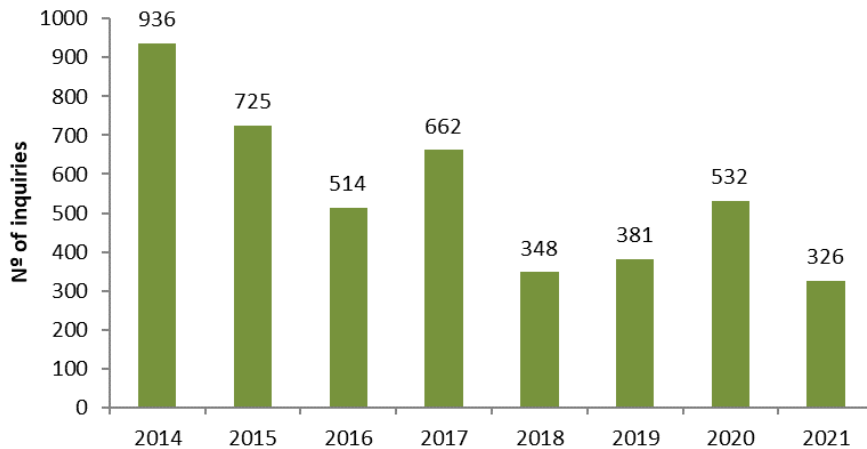
- 1 Deputy Director-General
- 3 Civil Servants (2 NCP LIFE + 1 NCP LIFE CET)
- 4 technicians (part time). Specialized in different areas: Environment, Forestry, Biodiversity, Financial.

Spanish LIFE National Contact Point

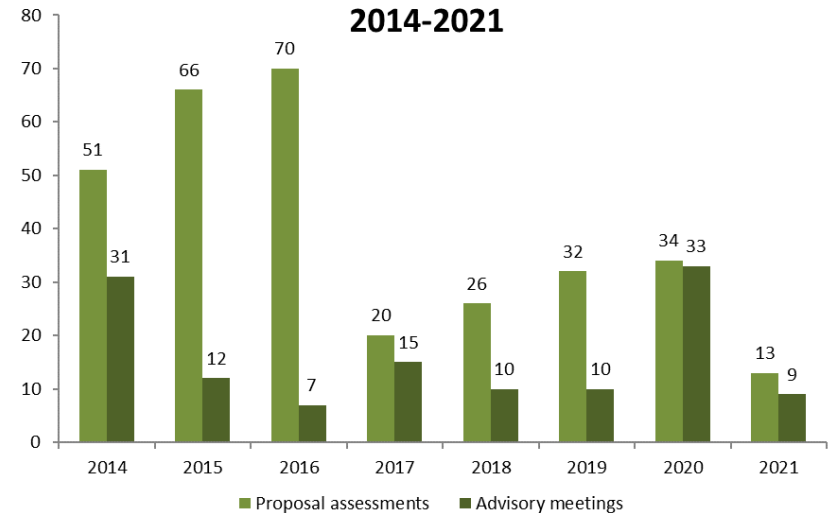


- **Support to applicants**
 - Technical and administrative inquiries for the preparation of proposals
 - Advisory meetings and interviews
 - Monitoring the status of the proposals

E-mail inquiries evolution 2014-2021



Proposal assessments and advisory meetings 2014-2021



Spanish LIFE National Contact Point

Dissemination of the Programme


Website



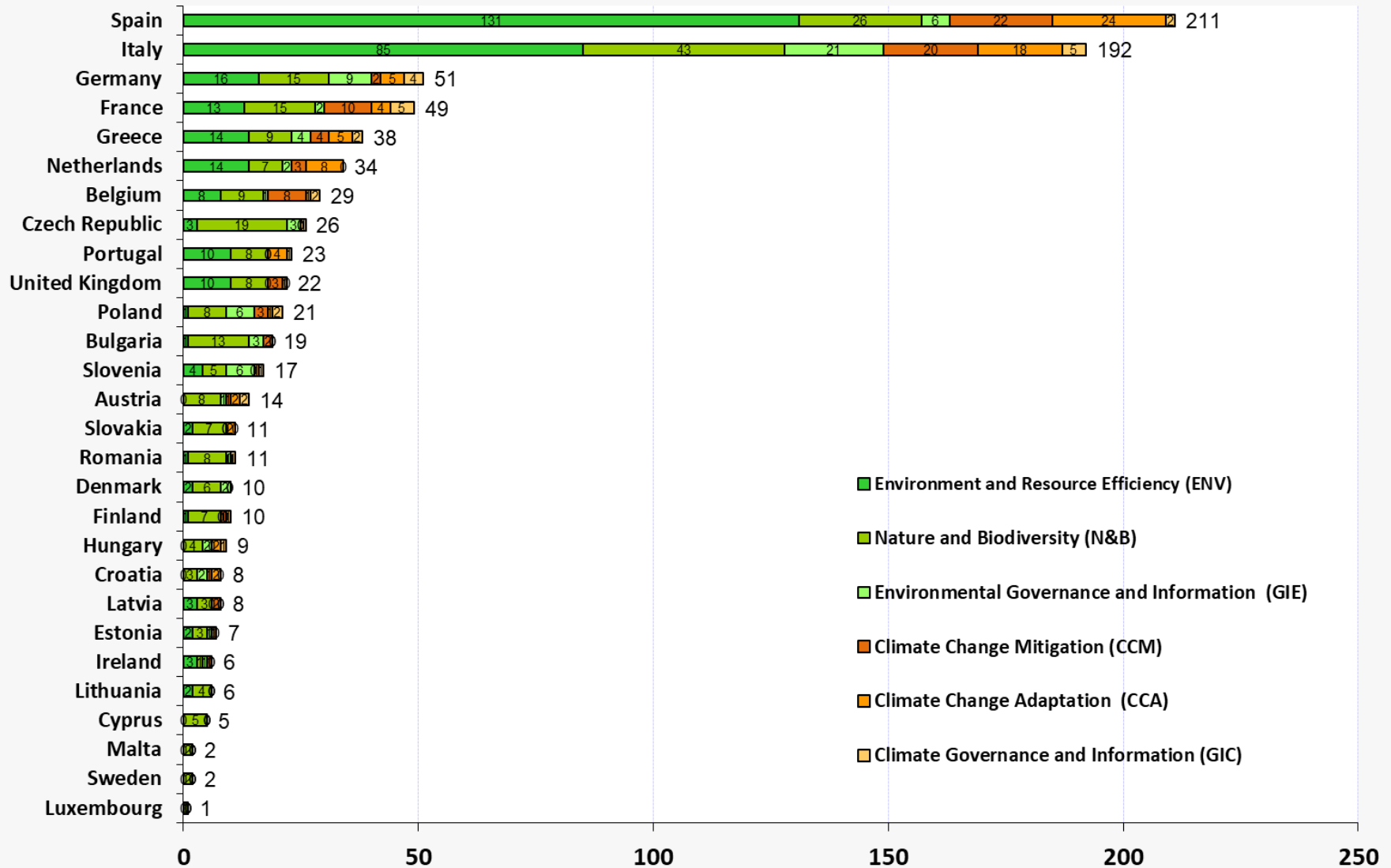
Spanish Network of Environmental Authorities

- National LIFE InfoDay
- LIFE seminars and workshops for Ministry Units
- Regional LIFE seminars
- Sectorial LIFE seminars (Universities, technological institutes, enterprise networks,...)

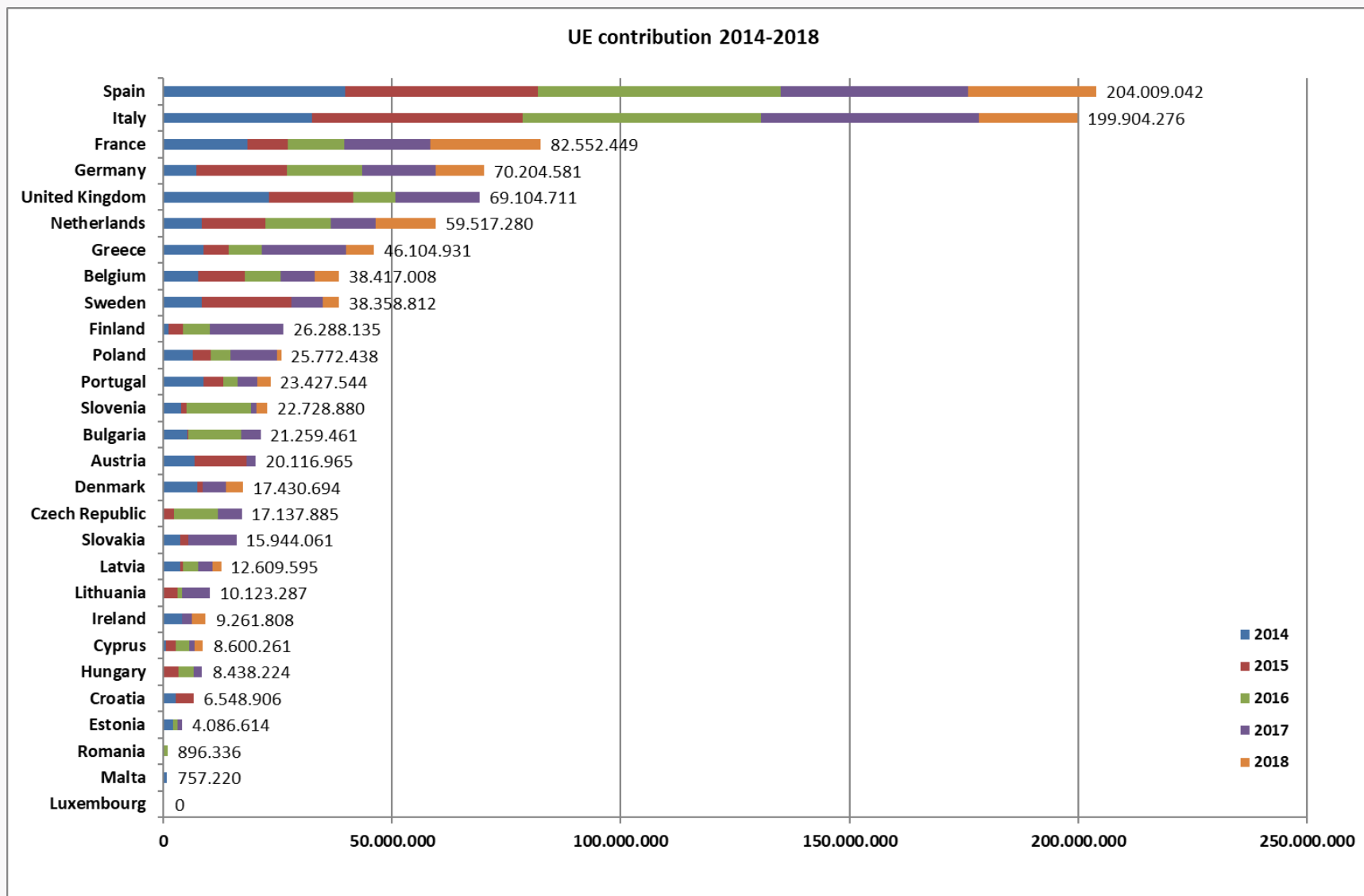
2021	17 Seminars (8 regions)
2020	15 seminars (7 regions)
2019	18 seminars (9 regions)
2018	10 seminars (6 regions)



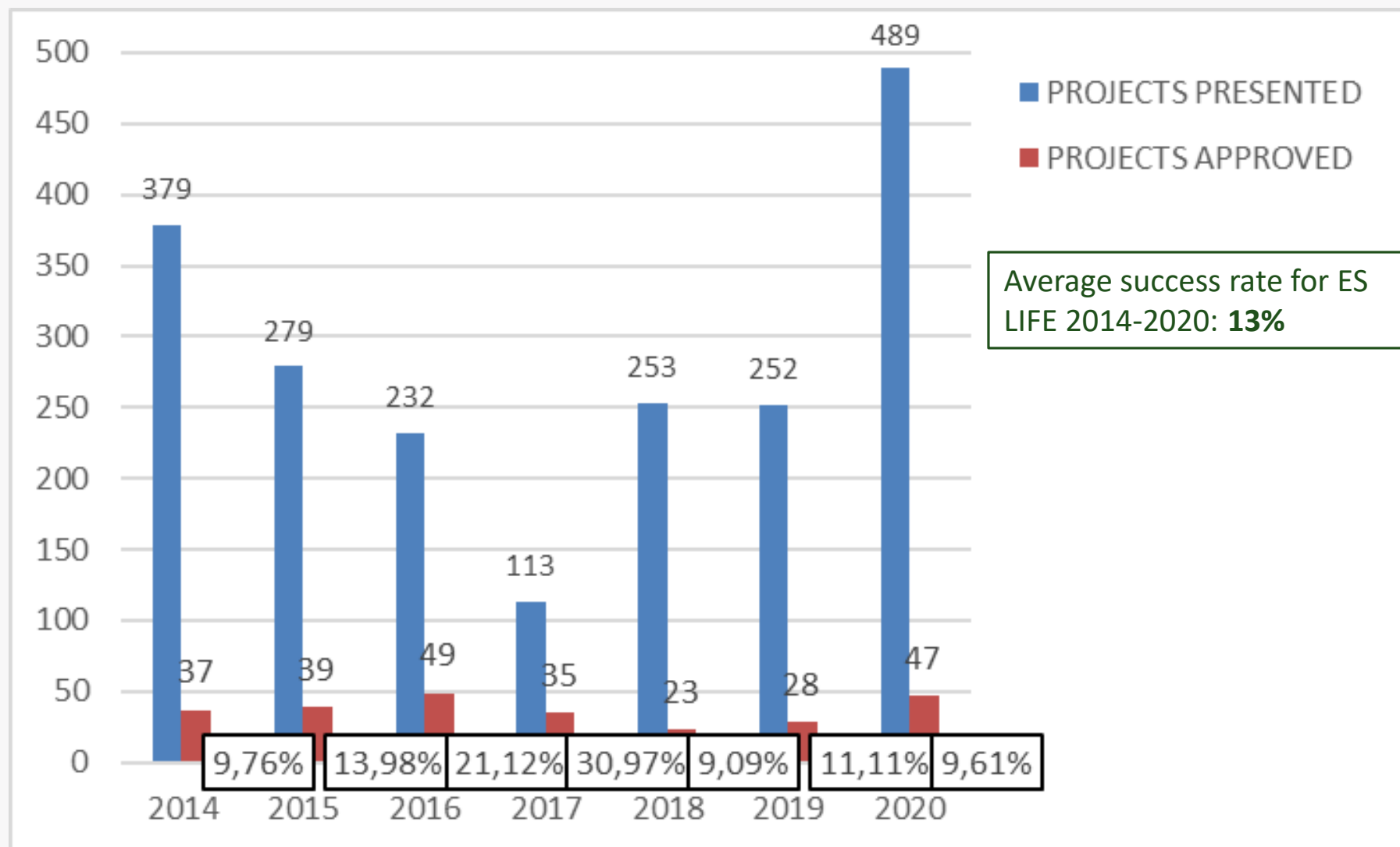
❖ LIFE projects approved by Member State



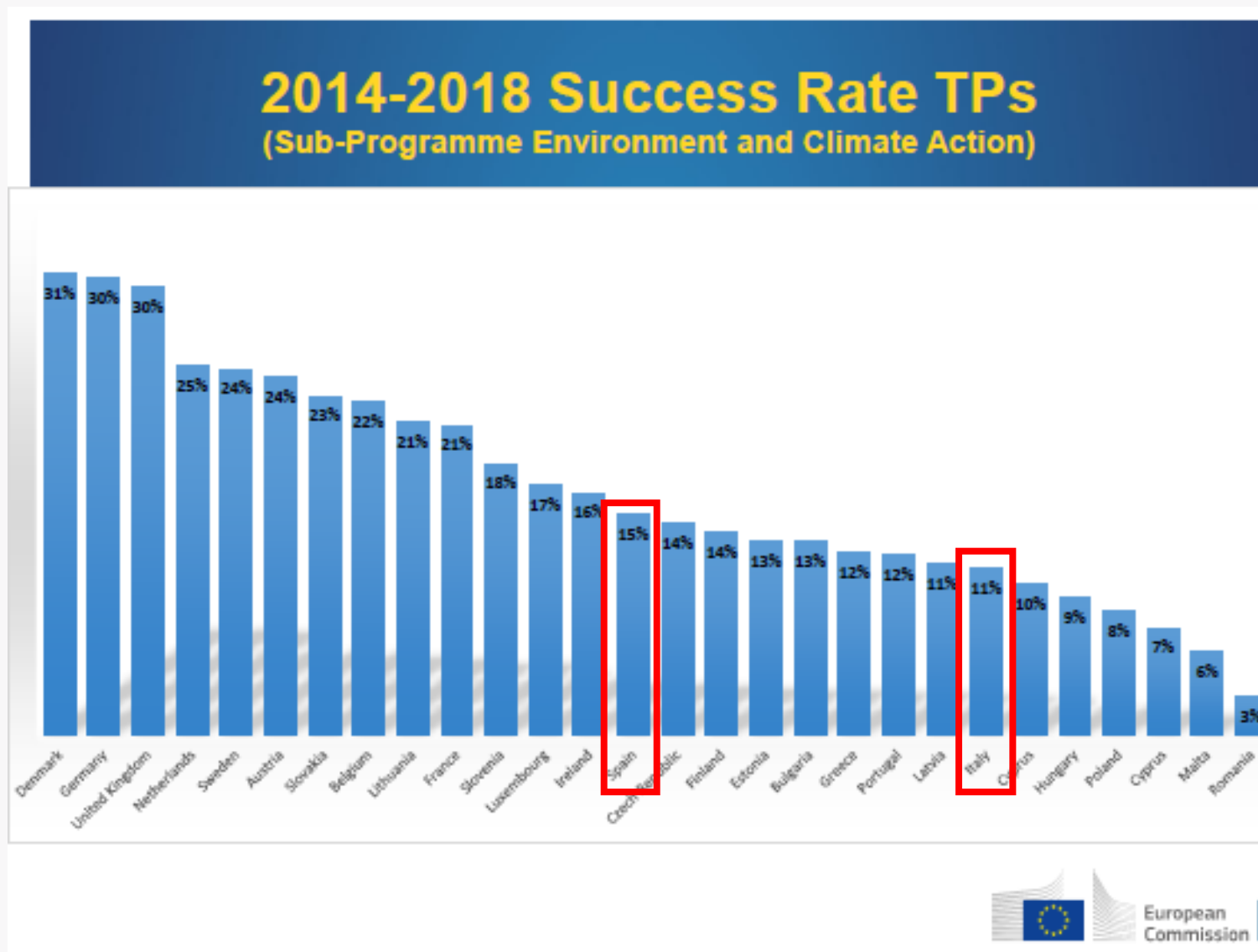
❖ EU contribution to LIFE projects by Member State in 2014-2018



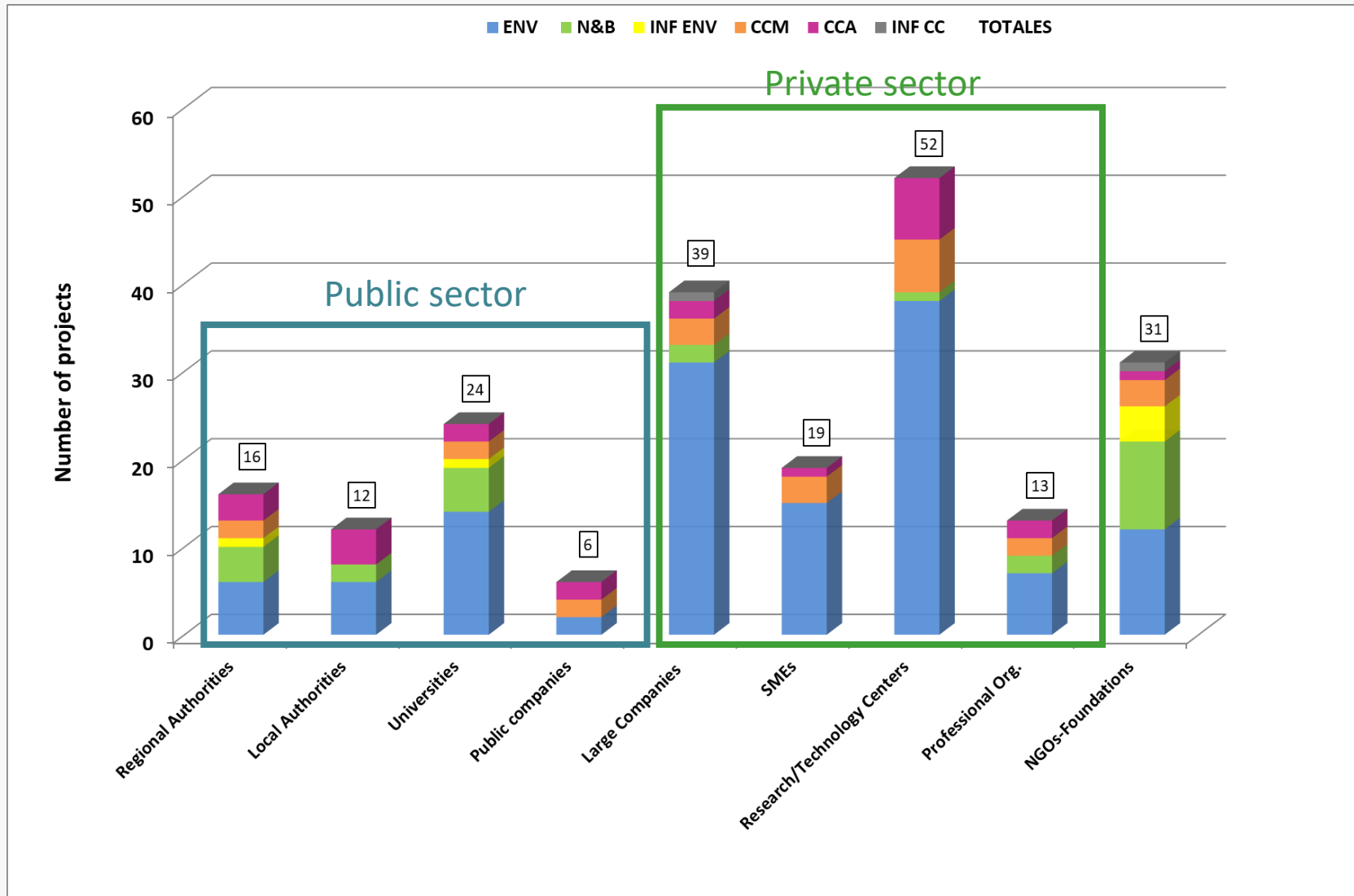
❖ ES success rate (including concepts notes) LIFE 2014-2020



❖ EU success rate (including concepts notes)



❖ Spanish projects approved by type of beneficiary 2014- 2019





What does a "Project" have to have to be a "LIFE Project"?

- **Solving an environmental problem** relevant to Europe
- **Innovative:** applications/techniques, approaches not yet used in Europe
- **Technological maturity** (from TRL4-5 - TRL7-8-9)
- **Added value** for Europe to demonstrate/develop EU policies or objectives.
- High **environmental, economic and social impact** in Europe
- **Quantified objectives**
- The **results** of the project must be **exploitable, replicable and transferable**.
- **Exploitation Plan:** economic viability of the market service, technology or product.
- **Sustainability** of the project in the proposal.
- **Alignment** with the LIFE Priority Areas and European policies



1. Start early. Start now

2. Read the relevant information

- [LIFE website](#)
- [LIFE projects database](#). For the Clean Energy Transition Sub-programme, [CORDIS](#) database (Horizon 2020)
- **LIFE 2021 Call documents** and the **EU Grants AGA** (Annotated Grant Agreement)
- EU Funding & Tenders Portal Online Manual
- LIFE Regulation and Multiannual Work Programme

Contact your national NCP to solve your questions!

2. Read the relevant information and contact your national NCP to solve your questions



Reduction of the ecological footprint in the construction and use of 14 public housing units in Formentera

- Initial rejection by the NCP of the idea of building 14 public housing units for not meeting the LIFE objectives.
- The use of the remains of a type of protected marine plant (*Posidonia oceanica*) as thermal insulation did not seem to comply with the environmental and construction laws.
- A **good knowledge of the LIFE regulations** led to the success of the proposal:
 - LIFE awards 2021, FAD Architecture award and more.
 - Catalogue of ecological building materials made by the Balearic Institute of Housing (IBAVI).
 - Incorporation of these ecological criteria and techniques for new public housing developments.



3. Choose your idea, structure it well and stick to it!

- a clear project **objective**.
- a clear **understanding** of the current situation (research or market) and your **starting point**.
- a clear **target group(s)**.
- a clear set of **partners** - are they the voice of the market?
- A clear path to **make a difference** - what impact do you want to have?

3. Choose your idea, structure it well and stick to it!



Hygienic eco-design for food processing equipment

- A **simple idea** with the objective of redesigning industrial food machinery to achieve significant savings in water and cleaning products became...
- ...a reference document at UE level! (After LIFE):

Best Available Techniques (BAT) Reference Document in the Food, Drink and Milk Industries (BREF FDM): Optimized design and construction to facilitate cleaning



4. Build a good consortium

Consortium agreement

- Be **consistent** – maintain your objective and target group.
- Be **adaptable** - be prepared to change if the partners, the location or even the proposed solution do not fit from the begging.
- **Choose your partners** wisely - with diverse competencies and experience.
- Involve your partners in the **preparation** - avoid surprises after proposal submission.
- Keep the consortium **motivated** - agree on a working method for the proposal phase, make a plan to receive their input.
- **Do not cover the EU map artificially!**

4. Build a good consortium



Increase the Iberian lynx (*Lynx pardinus*) populations in Spain and Portugal

- 22 partners: Regional Spanish and Portuguese Governments. NGOs, public and private companies. Makes **project management** more complex but all necessary to achieve the project objectives.
- The Iberian lynx is a cross-border species and ES and PT share the same conservation problems, even if the political and social context is not the same: Different solutions adapted to each region



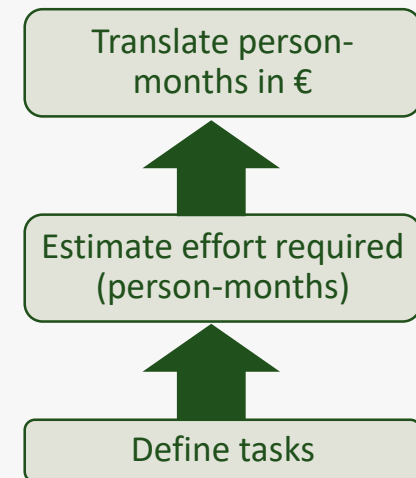
Energy Harvesting solutions, specifically for waste heat recovery for industries which have heat intensive processes

- 1 unique beneficiary. It is **not necessary to add more partners** if the proposed activities do not require it.
- Obtained the grant at the first and only attempt.
- Interest in the proposed solution before the end of the project. Close-to-market for large cement companies, petrochemical industry.
- LIFE was the initial boost needed to test the feasibility of the idea.



5. Design an adequate budget

- Define your budget **bottom-up**.
- Define the **tasks first** - then define the budget.
- Regularly check for **consistency** as you move forward with your Work Plan:
 - percentage of resources;
 - appropriate allocation among partners;
 - appropriate ratio of person-months between major work steps





6. Write your proposal

- **Narrow down** your objectives and your target group
- Take your time to decide on the **best methodology** to apply - can it work? Think about the **impact!**
- Define your main **work steps**.
- Follow the guidelines in the **application forms** and the proposal **template**.
- Strictly respect the **number of pages**.
- **Communication and dissemination**: what, for whom, how, how often, for what purpose?



7. Final polishing

- Check the completeness of the proposal
- Check the consistency of the description of the actions and the budget.
- Ask a qualified **external person** to critically read and give you feedback (i.e. someone in your organization who has not been involved in the proposal).
- You should carefully proofread the text in English. Never use Google Translator.

Send the proposal on time. Don't wait until the last minute.



Key ideas

1. Well-defined baseline/starting point: specific context
2. Travel companions (consortium, stakeholders, target groups, etc.)
3. Logical framework
4. Impact/Value added
5. Future sustainability/feasibility
6. Replication/Transfer of results
7. Clear strategy towards the market



5. Sustainability – After LIFE

- **Technical sustainability** should be built into the project itself, e.g. scalable pilot, adoption of recommendations/tools.
- Who will do the work afterwards? Who will **use the tool/product(s) developed?**
- Financial sustainability

5. Sustainability – After LIFE

- Continuity of LIFE Projects through the Castilla-La Mancha Rural Development Regional Programme (EAFRD)
- Integration of LIFE projects results in the **EAFRD action lines**: land purchases, subsidies to farmers incorporating agricultural measures to protect steppe birds, forestry aid to protect the Iberian lynx, changes in regional legislation, habitat improvement,...



Actions to combat the illegal use of poison to kill endangered species in Spain



Increase the Iberian lynx (*Lynx pardinus*) populations in Spain and Portugal



Sustainable farming in areas of Castilla-La Mancha for steppe birds conservation

5. Sustainability – After LIFE


- Continuity of LIFE Project “Conservation of the white-headed duck (*Oxyura leucocephala*)” through the Management Program for wetlands with white-headed duck (*Oxyura leucocephala*) in the Region of Murcia



Conservation plan
After LIFE



White-headed duck recovery plan



Management Program for wetlands with white-headed
duck (*Oxyura leucocephala*) in the Region of Murcia



5. Sustainability – After LIFE



Improving knowledge in Spain of the Natura 2000 Network

- The great success of the project was the declaration of the European Day of the Natura 2000 Network (May 21, anniversary of the approval of the Habitats Directive) by the European Commission.



Thank you and good luck!

Make contact with your NCP!

Spanish National Contact Point

bzn-life@miteco.es

bzn-life-cet@idaes.es